

# EVAPCO, INC.



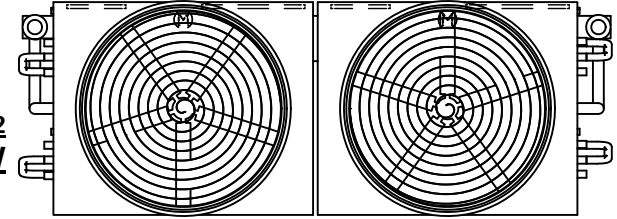
|      |                       |         |                        |       |        |        |                  |      |   |      |           |          |  |
|------|-----------------------|---------|------------------------|-------|--------|--------|------------------|------|---|------|-----------|----------|--|
| UNIT | CLOSED CIRCUIT COOLER | MODEL # | eco-ATWB-H 10-1K24-C12 | SCALE | N.T.S. | DWG. # | EGHTM2402-DRB-ST | REV. | - | DATE | 5/14/2024 | SERIAL # |  |
|------|-----------------------|---------|------------------------|-------|--------|--------|------------------|------|---|------|-----------|----------|--|

## NOTES:

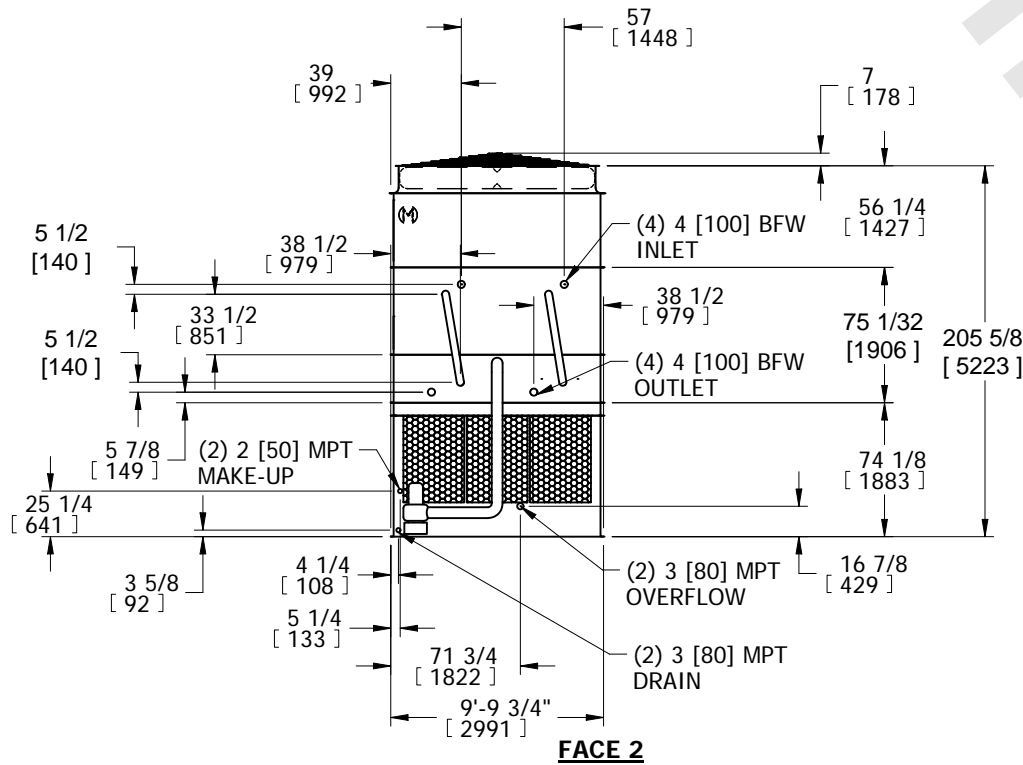
1. (M)- FAN MOTOR LOCATION
2. HEAVIEST SECTION IS COIL SECTION
3. MPT DENOTES MALE PIPE THREAD  
FPT DENOTES FEMALE PIPE THREAD  
BFW DENOTES BEVELED FOR WELDING
4. +UNIT WEIGHT DOES NOT INCLUDE ACCESSORIES (SEE ACCESSORY DRAWINGS)
5. MAKE-UP WATER PRESSURE  
20 psi MIN [137 kPa], 50 psi MAX [344 kPa]

6. DIMENSIONS LISTED AS FOLLOWS:  
ENGLISH IN  
[METRIC] [mm]
7. \* - APPROXIMATE DIMENSIONS DO NOT USE FOR PRE-FABRICATION OF CONNECTING PIPING.

**FACE 2  
PLAN VIEW**



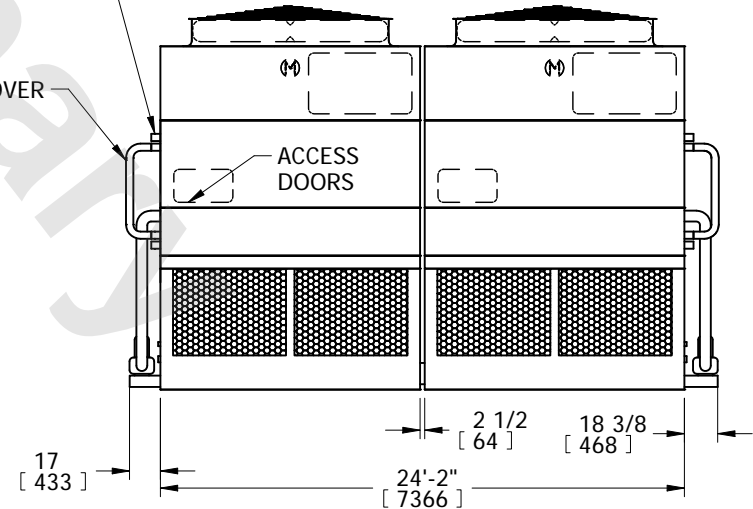
**FACE 1**



**FACE 2**

(4) 1/2 [15] FPT VENT

CROSSOVER PIPING



**FACE 1**

|                 |                        |                  |                        |                         |                      |                          |   |           |     |
|-----------------|------------------------|------------------|------------------------|-------------------------|----------------------|--------------------------|---|-----------|-----|
| SHIPPING WEIGHT | 26430 lbs+ [11990] kg+ | OPERATING WEIGHT | 36370 lbs+ [16500] kg+ | HEAVIEST SECTION WEIGHT | 7250 lbs+ [3290] kg+ | NO. OF SHIPPING SECTIONS | 6 | DRAWN BY: | SFR |
|-----------------|------------------------|------------------|------------------------|-------------------------|----------------------|--------------------------|---|-----------|-----|