

EVAPCO, INC.



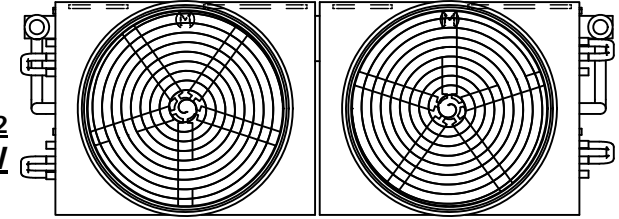
UNIT	CLOSED CIRCUIT COOLER	MODEL #	eco-ATWB-H 10-1I24-C12	SCALE	N.T.S.	DWG. #	EGHTM2402-DRB-ST	REV.	-	DATE	5/14/2024	SERIAL #	
------	-----------------------	---------	------------------------	-------	--------	--------	------------------	------	---	------	-----------	----------	--

NOTES:

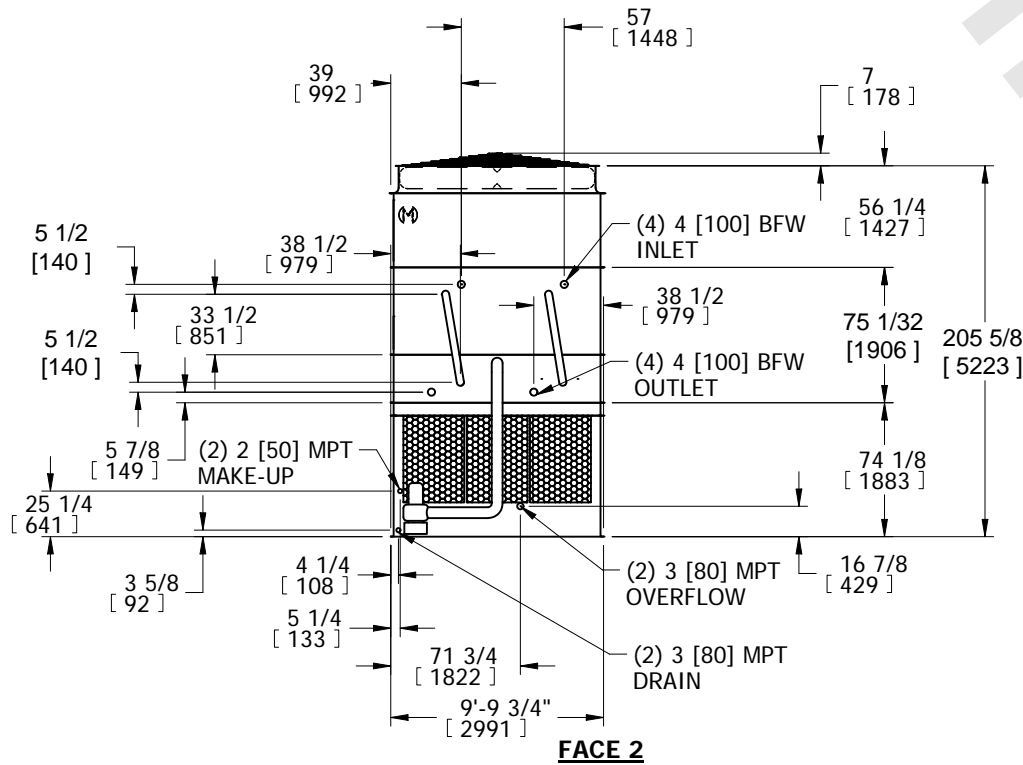
1. (M)- FAN MOTOR LOCATION
2. HEAVIEST SECTION IS COIL SECTION
3. MPT DENOTES MALE PIPE THREAD
FPT DENOTES FEMALE PIPE THREAD
BFW DENOTES BEVELED FOR WELDING
4. +UNIT WEIGHT DOES NOT INCLUDE ACCESSORIES (SEE ACCESSORY DRAWINGS)
5. MAKE-UP WATER PRESSURE
20 psi MIN [137 kPa], 50 psi MAX [344 kPa]

6. DIMENSIONS LISTED AS FOLLOWS:
ENGLISH IN
[METRIC] [mm]
7. * - APPROXIMATE DIMENSIONS DO NOT USE FOR PRE-FABRICATION OF CONNECTING PIPING.

**FACE 2
PLAN VIEW**

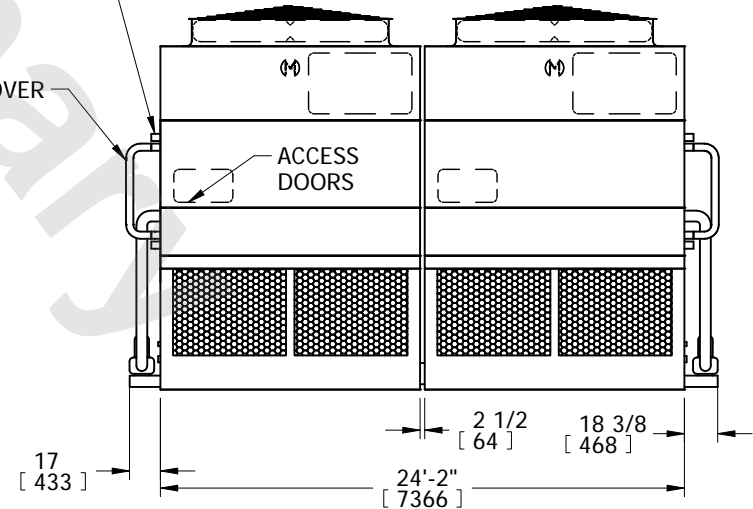


FACE 1



(4) 1/2 [15] FPT VENT

CROSSOVER PIPING



SHIPPING WEIGHT	26050 lbs+ [11820] kg+	OPERATING WEIGHT	35990 lbs+ [16325] kg+	HEAVIEST SECTION WEIGHT	7250 lbs+ [3290] kg+	NO. OF SHIPPING SECTIONS	6	DRAWN BY:	SFR
-----------------	------------------------	------------------	------------------------	-------------------------	----------------------	--------------------------	---	-----------	-----